

Kate McFaul Designs  
Quality Handmade Stuff



designs  
portfolio

Kate McFaul Designs  
Buy  
Handmade  
www.KateMcFaulDesigns.Etsy.com




# As Seen On:

In 2007 the awesome folks at **ThreadBanger** (a popular internet DIY show) came to my "design studio" (okay, my living room) and filmed me doing a **segment on how to sew with zippers**. If you like to sew but are afraid of sewing with zippers watch this episode! I detail a very easy way to sew zippers in a seamline - for a skirt, for instance. Find the episode on my website!



I have a quilt in a book! ***Terrific Tees: I Can't Believe It's a T-Shirt Quilt!*** by Roberta DeLuz is a great book with all the information you need to make beautiful and unique quilts with t-shirts - and includes a full-page picture of one of my quilts! It is a darling wall-hanging I made out of the **little shirts** my boys wore when they were newborns. It is so exciting to have one of my pieces in a book!

Bestselling author and TV show host Vickie Howell wrote **Craft Corps**, a book about the community of crafters - and I'm in it! Her extraordinary new collection features interviews with 30 successful professional craftspeople as well as profiles of a diverse group of approximately 60 amateurs (like me!) And every interview includes a photo of the subject, plus a peek at their work or their studio. Check out page 160 to see **my profile** and pretty mug!



A few years ago some folks asked me to do a video on **knitting a cable stitch**. If I had known that by now it would have over **43,000 views** and be one of the top results on YouTube when searching for "knitting a cable stitch," I would have done a much better job on the video! It's fun having such a popular video and getting emails from grateful knitters!



# Kate McFaul Designs



**All of my designs** have to ooze perfection in three categories to be released to the masses - they have to be **beautiful** - meaning they look really good, **not just on display** but while you are using them. It is so frustrating when a bag sits perfectly on a shelf but bunches when you're wearing it so you can't get in it!

They have to be **durable** - every time I make a new design I use it myself for a while to make sure that handles sit comfortably on my shoulder, pockets don't sag, bottoms are sturdy, etc. I have two small children and they excel at grinding food into things, shoving things under the seat of the car and pretty much any other destruction you can think of. So **if a design can pass my test** it's a good bet it can live up to yours.



And finally, I always like a design to be **smart** - put a clever pocket in just the right place, design the opening so you can get in it, but items can't easily fall out and even little things in the construction that you probably will **never notice** but will make a big difference.

**Quality is a big deal to me** and it shows in all my pieces.



# *Favorite Things Bag*

All my **Favorite Things** in one bag!

This is my favorite purse yet packed with all my favorite features! The **folded canvas straps** are sturdy, comfortable and don't slip (and they're awfully cute), the **outer pocket** and three roomy **inner pockets** keep all essentials organized, the **canvas base** is sturdy and helps the bag keep its shape, and the **zipper top** fully encloses the bag keeping everything safe. It's a smaller bag, but its **wide base** lets this purse **hold a lot**.

Its impeccable design and careful construction make this a small bag with a **big personality!**





# Clutch Wallet



It's a wallet **small enough** to carry in a little purse but also a clutch **big enough** to hold an iPod, cell phone, cash, credit cards and ID, lipstick, keys, etc. When I'm headed out to the grocery store I often just grab my clutch and my reusable grocery bag, knowing that **everything I need** is already in it and I'll have something to put my keys in, as well. I slip my wrist in the strap and go! Not only is it handy and functional, it's adorable too, and it gets lots of comments!



The zipper goes halfway down both sides so the top **opens wide** for easy access. Inside are **six pockets**: two credit card-sized pockets and one wide 5" pocket on each side.

*I really* love this design.  
It's my favorite wallet!





# Super Market Bag



What should you take to the supermarket?  
Why, the **Super Market Bag**, of course!

Modeled after a plastic grocery bag, this looks and acts like the real thing, except it's reusable, more durable, lined with gorgeous accent fabrics, comes in its own little **carrying case** and is much prettier. **Makes a great gift!**

I keep at least one of these in my purse for shopping trips and whenever I need an **extra bag**. The carrying case keeps it nice and tidy in my bag.



I cut the pattern for this bag so there is only a **tiny bit** of leftover fabric making this one of the "greenest" bags around!





# Farmer's Market Bag

Go green with this reusable grocery bag!



It folds up small to make it **easy to carry** around.



The Farmer's Market Bag is roomy, has a wide base, holds a lot of groceries and the handles are long enough to throw over your shoulder.

Whether at the farmer's market, the **grocery store**, or anywhere else with disposable bags, go green and skip the paper and plastic bags. **Get two** - one to carry with you and one for your car!

Lined in denim, they are strong and durable, but not bulky. These versatile guys aren't limited to groceries either - use it as a **hand bag or beach bag** or any kind of bag you need!





# Library Tote



This is a beautiful style of bag. It's slim but roomy, it's soft but sturdy, it's flexible yet structured. It looks like a purse, **acts like a handbag**.

The design of this bag is divine. I carefully **patchwork** the outside fabrics and I love the stripe down the side. It's a bit unexpected, a touch glamorous.

It's a versatile little bag. Carry home your library books, use it as your purse for the office, bring it **out on the town** at night.

I call this a Library Tote because I imagine these lovely fabrics with this scrumptious design **nestled next to a stack of books**, its owner sipping coffee and scribbling notes before heading out for the night with friends.





# Quilted Canvas Purse

The **stitches really shine** in this beautiful bag. Made with one layer of canvas and a double layer of cotton around the bottom, this lightweight bag is sturdy enough to use as an every day purse, big enough to hold magazines, your wallet, keys, cell phone etc, light enough to fold up small and **gorgeous enough to make a statement**.



I wanted to make a bag where **stitches were the focal point** and the fabric was more of an accent. Canvas was the perfect backdrop for the stitches, which meander through and highlight the coordinating fabric perfectly.



The **inner pocket** is just the right size for your small essentials!





# Applique Purse

This bag is a soft shoulder bag with a simple shape and design to highlight the **beautiful appliques** on the front. I fused each piece of fabric to the bag for stability then stitched over them in different threads to highlight the shape and texture. **True fabric art on a bag!**

Both the bag and handles are padded for comfort and durability.






# Messenger Bag



**Ultimate Messenger Bag -** Beauty and function married and this is their child! Quickly becoming a favorite, this bag is a vision of beauty, yet big enough for binders and durable enough to throw around.



The top flap velcros closed, it has a front pocket for small essentials and a zippered pocket inside. It even has a layer of canvas as well as batting sandwiched inside for extra **durability and comfort.**





# Honolulu Bag



This is great as a shoulder bag, a diaper bag or in smaller sizes a purse. The **six outer pockets** are a great feature and hold your essentials in easy reach - cell phones, mail, pens, sippy cups, receipts, you name it.

The Honolulu Bag is the Big Mama of diaper bags. It is padded, has padded straps and features a **sturdy top zipper and zippered inside pocket**. The bottom is heavy canvas so you can toss this bag anywhere and easily wipe off the bottom.





# Maui Bag



The Maui Bag is great as a diaper bag or a shoulder bag - and makes a **great gift for a new mom!** Who says a diaper bag can't be stylish, beautiful, durable AND functional?



**Six outer pockets** keep your essentials (mail, sippy cups, pacifiers, pens, cell phone, etc.) within easy reach.



I have used a version of this bag for years. Whether we're going to the park, the pool, to school, or on a playdate this bag is perfect!

The pockets and the bag are lined and the straps are padded for comfort.

Waterproof bib and waterproof wet bag (for dirty diapers and wet clothes) also available!





# Zippered Pouch

**Remember 2nd grade** when all your pens had their own case? - Take yourself back with this fabulous zippered pouch perfect for pens, small pencils, make up, **love notes** - whatever you like! The contrasting fabric on the inside matches the outer trim and is a happy little surprise when you unzip the case.





# Poochy Pouch

Find exact change quickly and easily with this **fun and unique** zippered pouch!



The Poochy Pouch is **lightly padded** to hold its shape but not bulky so it can be stuffed in a crowded bag. Its triangular shape lets it **open wide** so you can easily find exactly what you're looking for.

Store coins, extra dollars, lipstick, spare keys, or those little odds and ends you don't want wandering around at the bottom of your bag.



**Makes a great gift!**



Sold Out

# *Insulated Lunch Bag*

Eliminate wasteful paper lunch bags and help keep your lunch fresher longer! Carrying a bulky insulated lunch bag home from work or school can be a drag. Who wants an empty bag taking up valuable handbag real estate?



There's a velcro pocket on the front for silverware and napkins that also **acts as a sleeve** so you can **fold up the bottom of the bag** making it nice and small for transport!



This lunch bag has a velcro closure on the top and the handles are positioned so you pull on them to open the bag.





# Sandwich Bag



These cotton sandwich baggies are perfect for bag lunches. The fold is sewn down so it stays closed, just like the plastic kind - except these are **quality cotton, not plastic**, pvc or pul. Help the environment \*and\* keep that nasty plastic away from your food!

These easily hold a sandwich, a large helping of crackers, veggies, or (I won't tell!) cookies. The fun fabrics bring a **touch of home** to your child's school lunch or a bit of flair to your bagged lunch.

Simply **rinse** when it gets sticky and leave it to dry overnight. Every once in a while I **toss them in the wash** for good measure.

I keep a stack of these in my kitchen drawer - **they're so handy!**





# Kindle Cover




The **Kindle Cover** has a great design - the zipper is on top so you can put the cover in your bag and slip the Kindle **in and out easily** without needing to pull out the whole case and fuss with opening flaps and putting the case somewhere.

The Kindle Cover is **double padded** with a layer of batting and canvas to keep the Kindle cozy and safe.

I love the look of hardbound books that have the fabric binding down the side and the Kindle Cover **mimics this design** with its own fabric stripe down the side. The contents just happen to be electronic, not paper!

Use your case to **prop up your Kindle!**

Fold under the top edge to prop it up just enough.





# Aprons

Aren't these aprons **darling**?



I have a lot of fun with these. I make them one at a time and let the **fabrics decide** the shape and style.

Some are flowy, some are slim, some are full, some are little half aprons - but they all have their own personalities!

I love aprons that are **fun, flirty and stylish** - aprons you want to keep on even *after* you're done cooking!





# Potholders



These **insulated pot holders** are nice and big to keep even large hands safe from hot pans, they are pretty enough to be invited to the dinner table as **hot pads** and have built in hooks to hang on the wall if you choose - you won't want to keep these guys stuffed in a drawer!

Its large size makes it perfect for double duty as a hot pad - I even had a customer get a few as smaller **place mats** when she eats on the couch or at her desk and has her plate in her lap. How clever!





# Insulated Coffee Cup Sleeve



Bring a **soft bit of luxury** to your daily drink! These insulated coffee cup sleeves feature high quality 100% cotton fabrics and insulated material to keep **both hot *and* cold** temperatures away from your fingers.

I love these little sleeves. I get comments on mine every time I go to the local coffee shop! **One always lives in my purse** - and since they fold up flat it doesn't take up much space. I still smile every time I use it!





# Pin Cushion with Thread Catcher

This Pin Cushion with Thread Catcher is the perfect addition to your craft room! **Store pins** next to your sewing machine, iron, cutting table or couch and the bag is perfect for holding **stray threads**, scrap fabrics, **crafting supplies** and more. The loop inside keeps your **small scissors** in reach.

I have two of these in my sewing room - one sits by my sewing machine and the other is on my cutting table. I love them!





# Accessories



Store your tissues in style in your purse, car, diaper bag, desk or nightstand. This **soft tissue holder** holds a healthy stack of full-sized tissues, is easy to load, lays flat so it will fit in your **glove box** and is so darn pretty!



This gorgeous **fabric box** is the perfect size for business cards and specially designed to fold up so it travels well, too!



Put one in your **suitcase** and you have a little box to put on your **nightstand** for your jewelry, change and other things you don't want to lose.

Use a few in your **office** to keep business cards, paper clips or **loose change** organized, or one in your sewing room to hold your pins. The possibilities are endless!



# Baby Sling

This pouch sling is great for babies from **birth to two years** and the same sling will fit you throughout. The broad width of fabric **evenly adjusts your baby's weight** throughout your back for security and comfort.



My slings are **easy to put on**, 100% cotton and lined for durability, yet **small enough to fit in a bag** - which is important! If your sling sits at home because it's too big to travel with or too hard to put on or adjust it won't do you much good!



Easy to put on, easy to fold,  
easy to carry with you!





# Doll Sling

This little sling looks just like a pouch sling for mama but is sized just right for your 2 - 6(ish) year old. Easy to put on, easy to load up baby, this will add immensely to your child's **play time** with dolls and stuffed animals!



Also a **perfect gift for an older sibling** with a new baby in the house. Help your older child feel more involved and connected with the process of caring for an infant by giving him or her a sling **just like Mom's**. Your older child doesn't have to feel left out - let her "parent" her own doll!



# Crayon Bag

**Ready to draw!** This adorable crayon bag holds a small coloring book or paper folded in quarters. Easy to refill!

They are lined for durability and straps are perfect for little hands. Your child can even hang it over her shoulder like a purse! Each bag holds **8 crayons** and many pieces of paper, but you can also put pens in the sleeves or a book, pencils, toys etc. in the bag. Let your child's **imagination rule!**

These make **great gifts**. Keep a few on hand for future birthday parties, keep one in the car for appointments or long lines!





# "Baby Sleeping" Door Signs

Shhh! Baby Sleeping! This pretty little sign hangs on the front door and reads in embroidered letters:

"Baby Sleeping  
Please Knock Softly"

Get two and hang one over the door knob of the baby's room! Great gift idea!



It was inevitable that as soon as I'd put the baby down for a nap the delivery person would **ring the doorbell** or a neighbor would stop by and bang on the door. **Arg!** So I quilted this adorable little sign and I love how it brings a nice **homemade touch** to my entry way. I smile every time I open my door.



# Waterproof Bib and Wet Bag

The bib is backed with **waterproof and breathable** (and machine washable!) material - keeping baby's clothes safe, whether baby is drooling or feeding.



The **waterproof Wet Bag with velcro top** is perfect for slipping in your purse or diaper bag to pull out as needed to store dirty diapers, wet clothes, used wipes or other things you don't want mingling with clean items.

Velcro spans the width of the top keeping everything safely tucked inside. The **pull tabs** on the top create a nice handle and an easy way to pull open the bag.





# Eco Tawashi



The acrylic in the **Eco Tawashi** closely mimics microfiber, making these scrubbies **incredibly effective** as well as eco-friendly - and just darn cute.

How are they eco-friendly? The Eco Tawashi works so well you don't need to use dish soap. And they're safe for **non-stick pans**! They'll last a long time too - simply toss them in the **dishwasher** when they get dirty. You can't do that with a paper towel!

Each Tawashi is hand knit with a double-strand of yarn and features a different knit stitch - **makes a great gift!**




Use on dishes, counters, floors, bathrooms, tables, for dusting, etc. They work amazingly well on sticky label residue, too!

I recommend starting with **three** - one for **dishes**, one for **counters** and an extra for **floors** or **dusting**.




# About Me



I'm a mama to **two very energetic and happy little boys** who never cease to amaze me with their mischief. I'm very creative and **I love to sew**. I sewed up my first bag in high school and haven't been able to shake the sewing bug since.

Due to a long-standing obsession with bags, an intense love of sewing and a **deeply ingrained creative streak**, it was inevitable that I would make my own **diaper bag with matching purse** after the birth of my first son. A friend begged for her own diaper bag and **word spread like wildfire** that I was making custom-made, high-quality bags. It wasn't too long before I found myself with my very own sewing business based out of my home. Every time I made something for myself like a baby sling or a new purse I'd suddenly have more orders than I could handle!



One year one of my favorite crafting podcasts, **ThreadBanger**, came to my house to film a few segments on **how to sew with zippers**. I have a popular knitting video, a quilt in a quilt book, and my profile is in Vickie Howell's book, **Craft Corps**. This media exposure and my loyal customer base has helped to create a **booming design business** in my living room.

It's a great day when I get to play with my kids, eat dinner with my family and sew up a beautiful design.





# one crafty lady



Gladly accepted for your purchases

**website:** [www.KateMcFaulDesigns.com](http://www.KateMcFaulDesigns.com)

**online shop:** [www.KateMcFaulDesigns.Etsy.com](http://www.KateMcFaulDesigns.Etsy.com)

**email:** [KateMcFaulDesigns@gmail.com](mailto:KateMcFaulDesigns@gmail.com)